



DOMESTIC CARCASS PRICE STATISTICS

SOUTH AFRICAN PORK INDUSTRY REPORT

February 2022 - Week 5

Summary

The quantity of carcasses sampled during this week were 38 488, up 27.6% from the previous week.

The Purchasing Price (excl. sows) averaged R25.07/kg (in nominal terms) during Week 5 of 2022, decreasing by 2.2% from the previous week.

The SAFEX Yellow Maize (R/kg) averaged R3 819/ton (+1.4%), resulting in the Purchasing Price-to-SAFEX Yellow Maize ratio averaging 6.6 (-3.5%), during this week.

Important to Note

Porker (C-class), Cutter (U-,S-class) & Baconer (R-,C-,U-class) prices were excluded from Week 5 as their average mass fell outside the specified industry ranges. As a result a quantity of 871 of the 39 359 carcasses were excluded from the calculations.



South African Domestic Carcass Prices

February 2022 - Week 5

R25.07

Average PURCHASE Price (excl. Sows) (R/kg)

38 488

QUANTITY of Animals Sampled

Important Note:

The **Purchase Prices** exclude Value Added Tax (VAT), transportation and commission. The **Sow Category** is **excluded** from the weighted average price calculation, since this Category is not classified into P,O,R,C,U,S classes.

Where the average **mass** of a category falls outside the specified industry ranges, prices will be **excluded** for the purposes of this report i.e.

Porker (C-class), Cutter (U-,S-class) & Baconer (R-,C-,U-class) prices were excluded from Week 5.

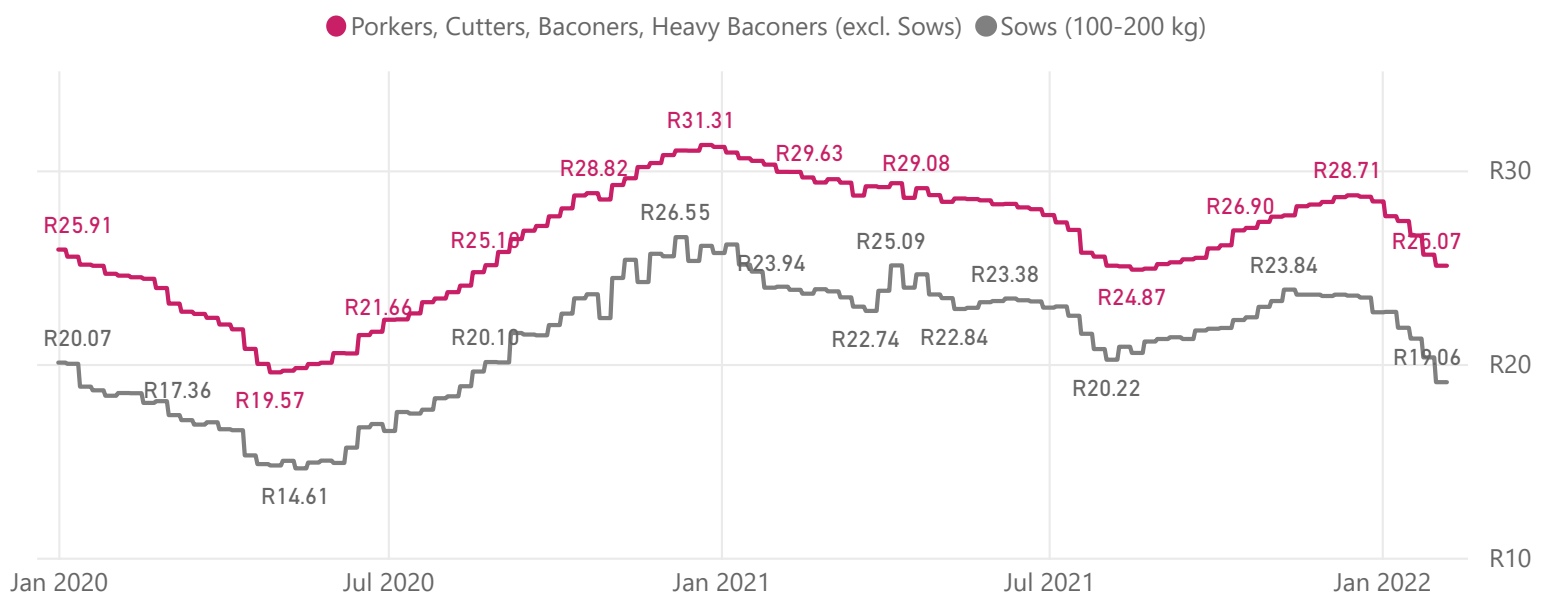
Categories:

- * Porkers (20-55.99 kg)
- * Cutters (56-64.99 kg)
- * Baconers (65-79.99 kg)
- * Heavy Baconers (80-99.99 kg)
- * Sows/Sausage Pigs (> 100 kg)

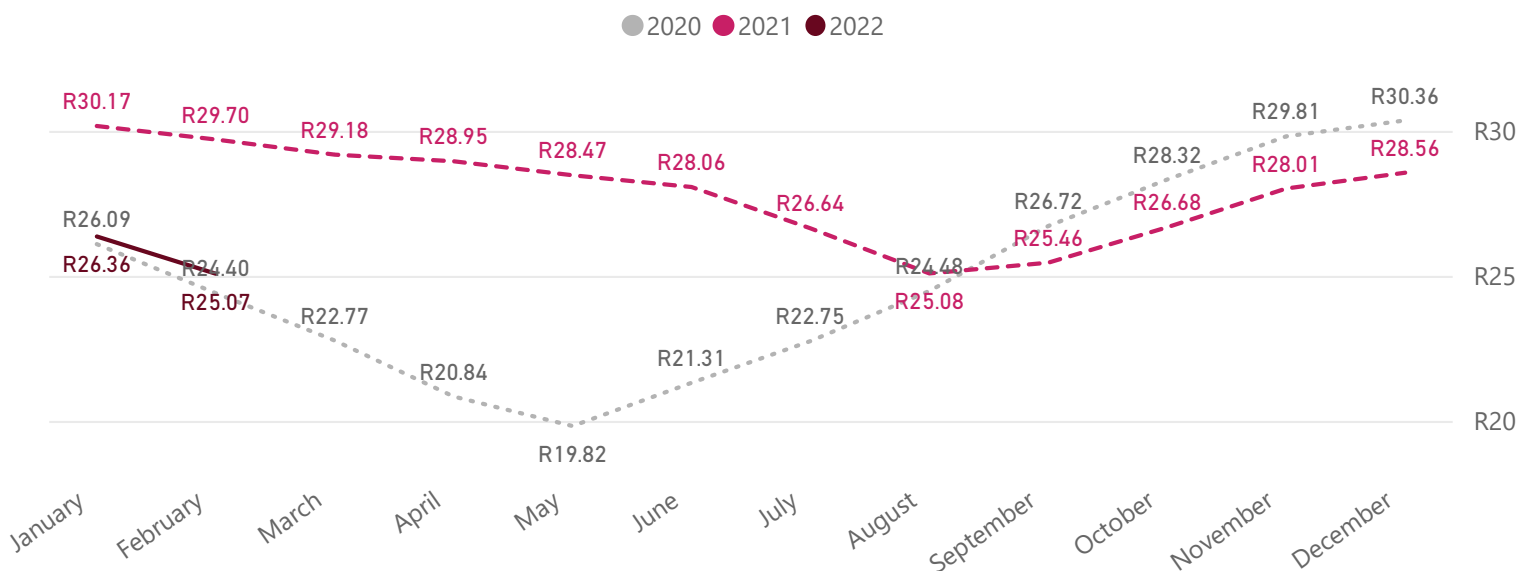
Class:

Each category are classified according to classes i.e. **P,O,R,C,U,S**, with the exception of Sows.

Weekly Average Abattoir PURCHASE Price by Grouped Categories vs Sows (R/kg)




Monthly Average Abattoir PURCHASE Price (excl. Sows) (R/kg) (Nominal)



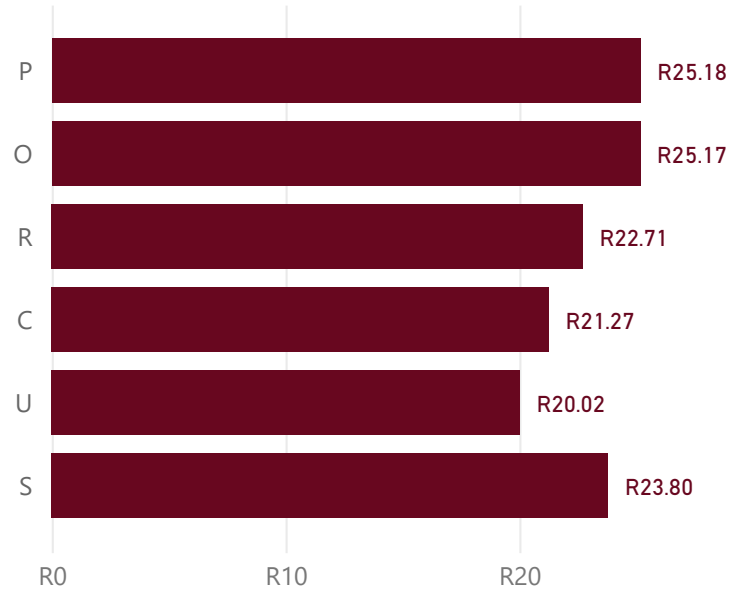
South African Domestic Carcass Prices

February 2022 - Week 5

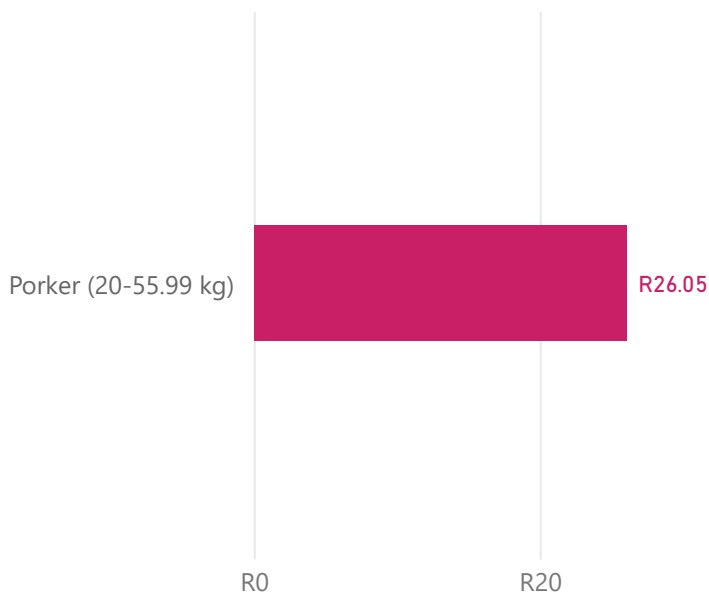
PRICE: Latest Average Price per Category (R/kg)



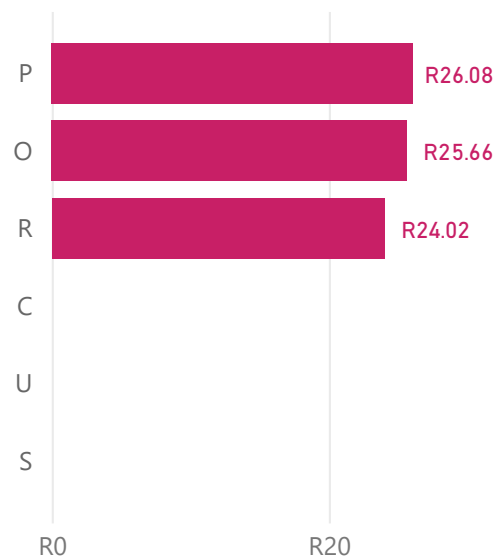
PRICE: Latest Ave Price per Class (R/kg) (All Categories Incl.)



PRICE: Latest Average Porker Price (R/kg)

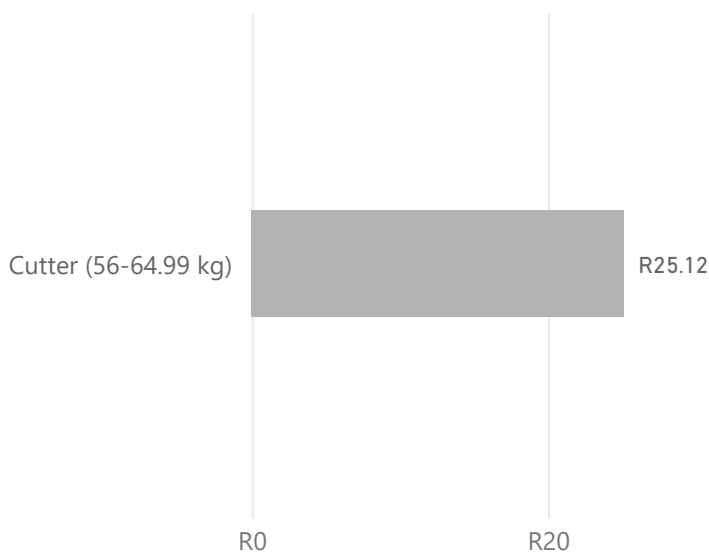


PRICE: Latest Average Porker Price per Class (R/kg)

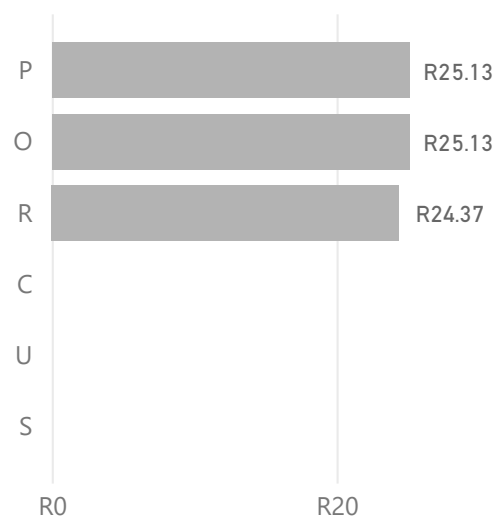


Important to Note:
Porker (C-class) prices were excluded from Week 5 as the average mass of **59.53 kg** fell outside the specified industry range of **20-55.99 kg**. As a result 3 of the 2 017 carcasses were excluded from the calculation.

PRICE: Latest Average Cutter Price (R/kg)



PRICE: Latest Average Cutter Price per Class (R/kg)

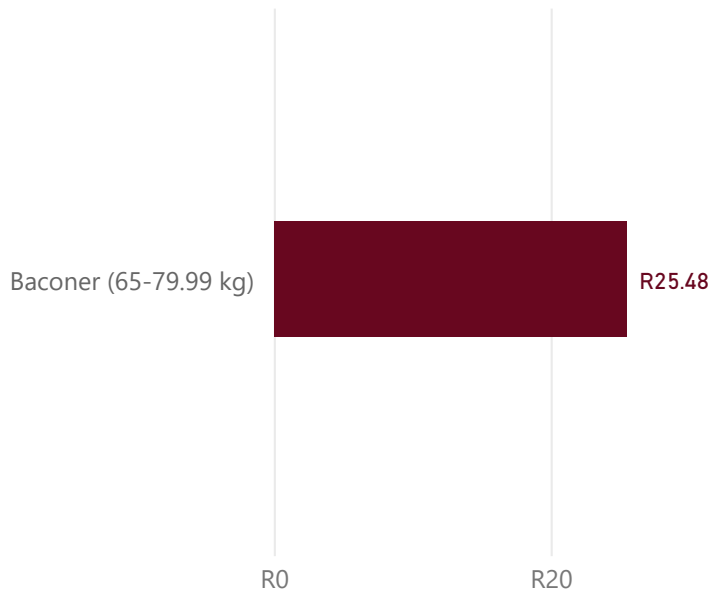


Important to Note:
Cutter (C-,S-class) prices were excluded from Week 5 as the average mass of **67.28 kg** & **68.9 kg** fell outside the specified industry range of **56-64.99 kg**. As a result 9 of the 2 607 carcasses were excluded from the calculation.

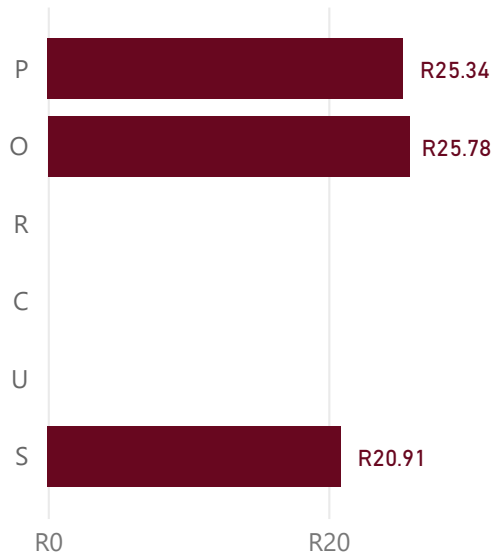
South African Domestic Carcass Prices

February 2022 - Week 5

PRICE: Latest Average Baconer Price (R/kg)

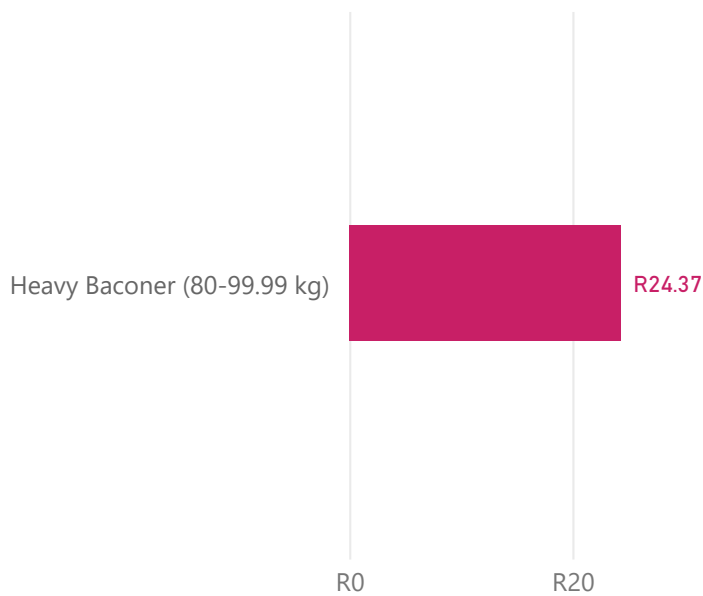


PRICE: Latest Average Baconer Price per Class (R/kg)

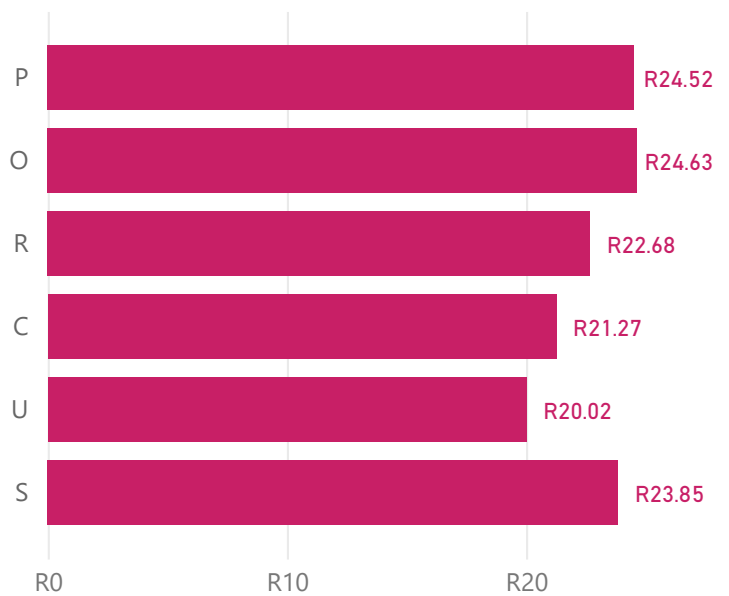


Important to Note: Baconer (R-,C-,U-class) prices were excluded from Week 5 as the average mass of **81.59 kg, 84.05 kg & 83.65 kg**, fell outside the specified industry range of **65-79.99 kg**. As a result 859 of the 21 191 carcasses were excluded from the calculation.

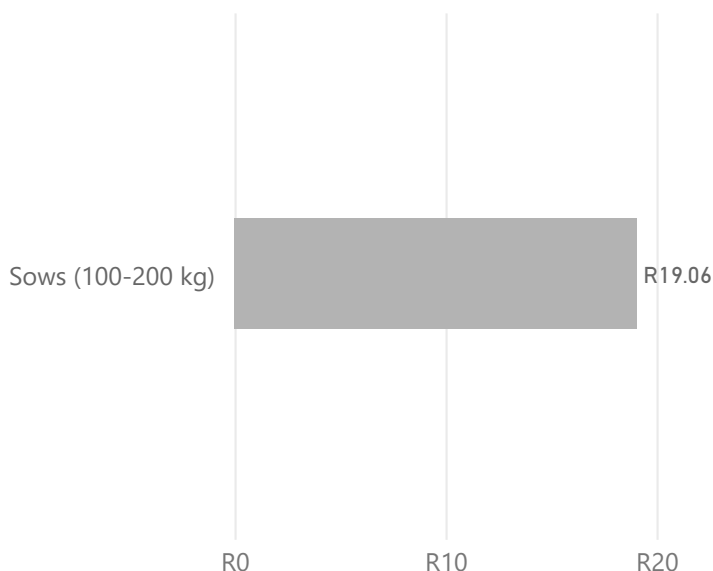
PRICE: Latest Average Heavy Baconer Price (R/kg)



PRICE: Latest Average Heavy Baconer Price per Class (R/kg)



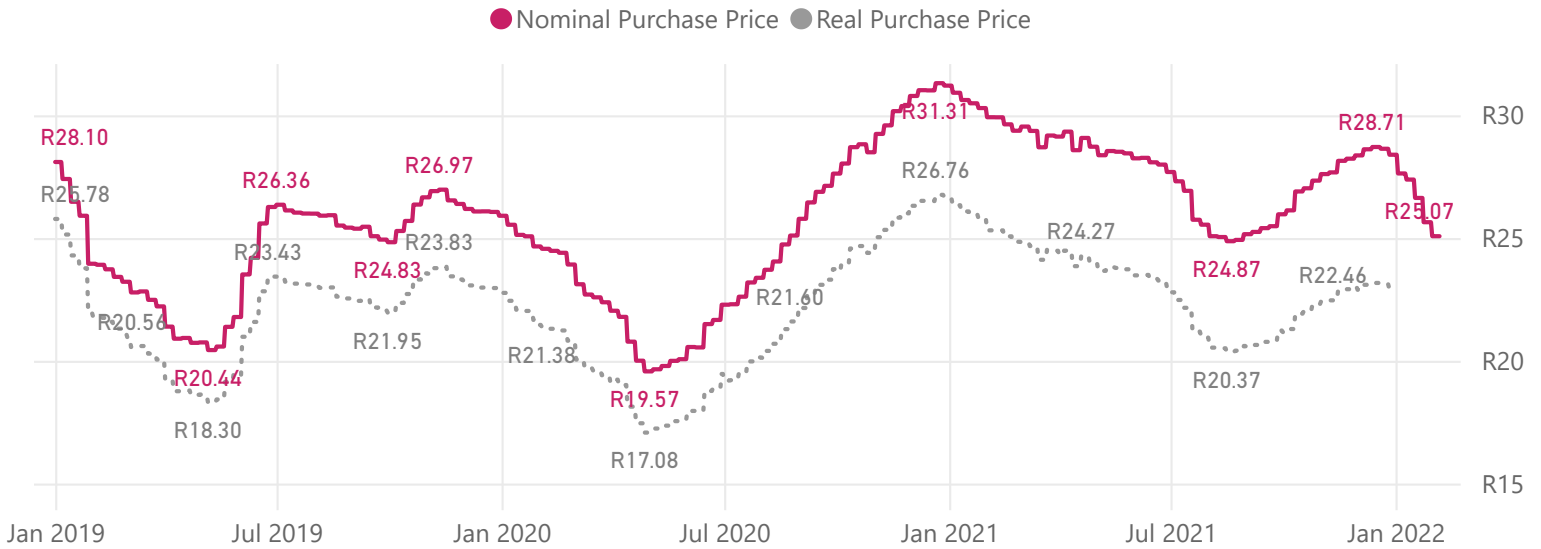
PRICE: Latest Average Sow Price (R/kg)



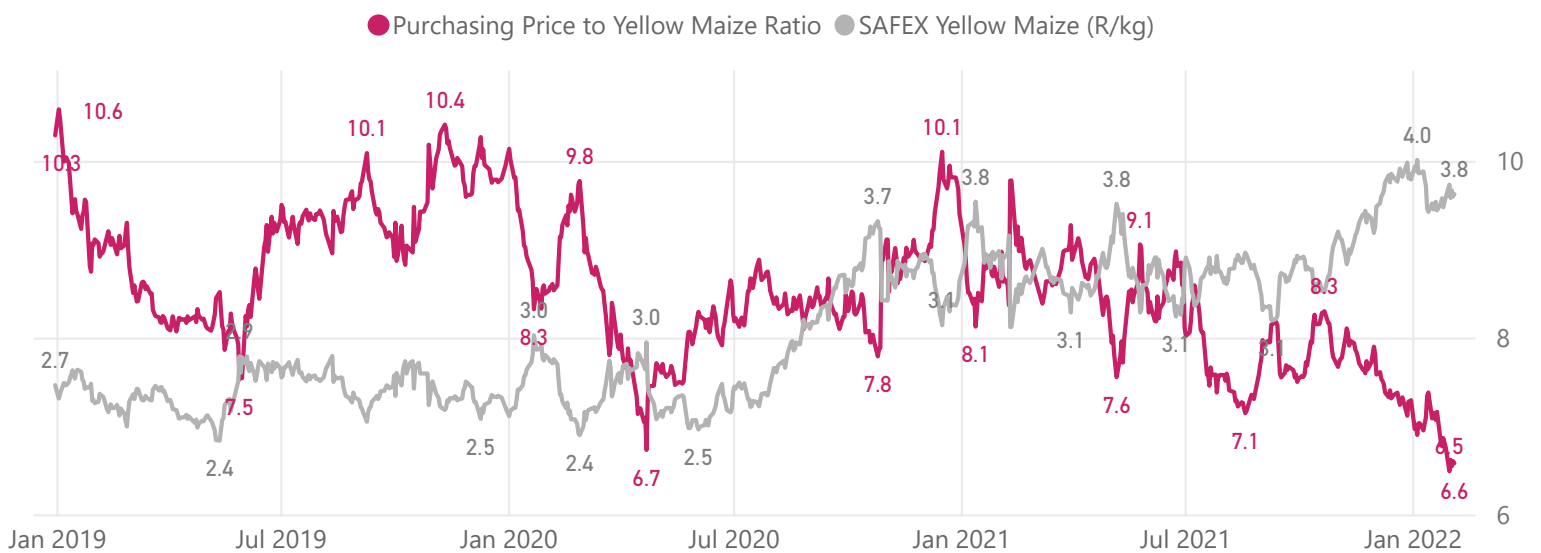
South African Domestic Carcass Prices

February 2022 - Week 5

Weekly Average Abattoir PURCHASE Price (excl. Sows) (R/kg) (Nominal vs Real, Dec 2016=100)



Average Abattoir PURCHASE Price (excl. Sows) to SAFEX Yellow Maize Price RATIO

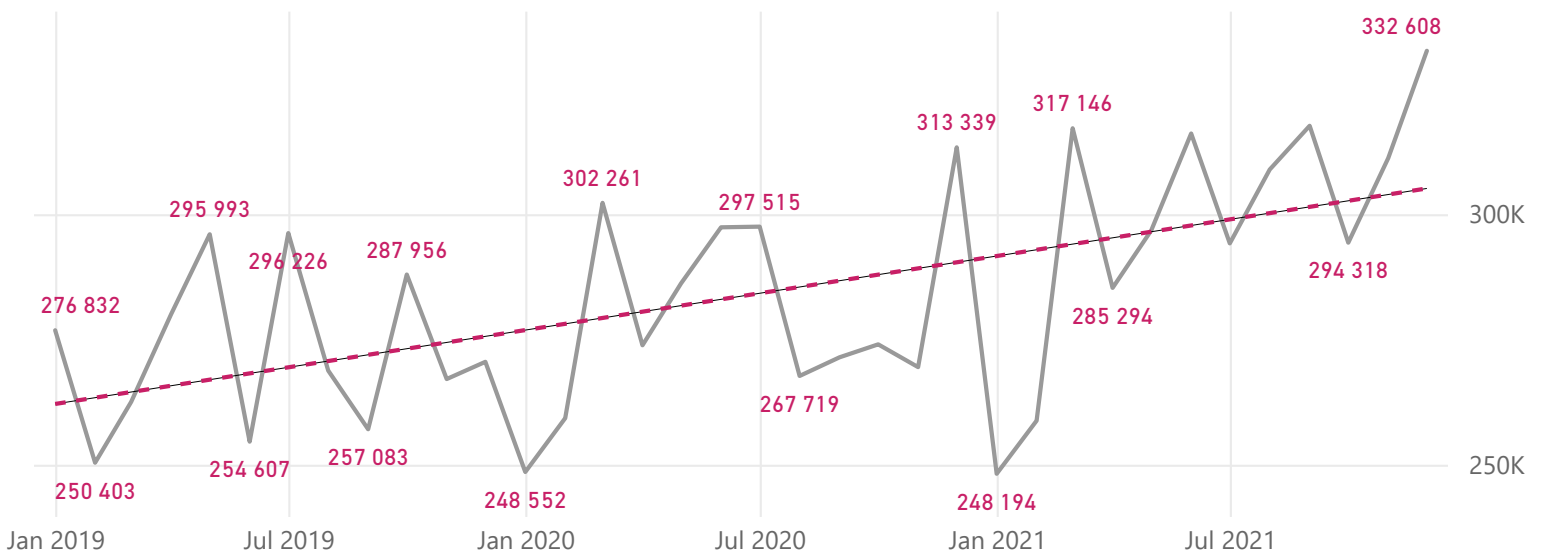


Profitability Indicator:

Purchasing Price to Yellow Maize Ratio = Average Abattoir Purchasing Price (R/kg) / SAFEX Yellow Maize Price (R/kg).

The higher the SAFEX Yellow Maize Price in relation to the Purchasing Price, the lower the Profitability Ratio, indicating lower profitability to the producer.

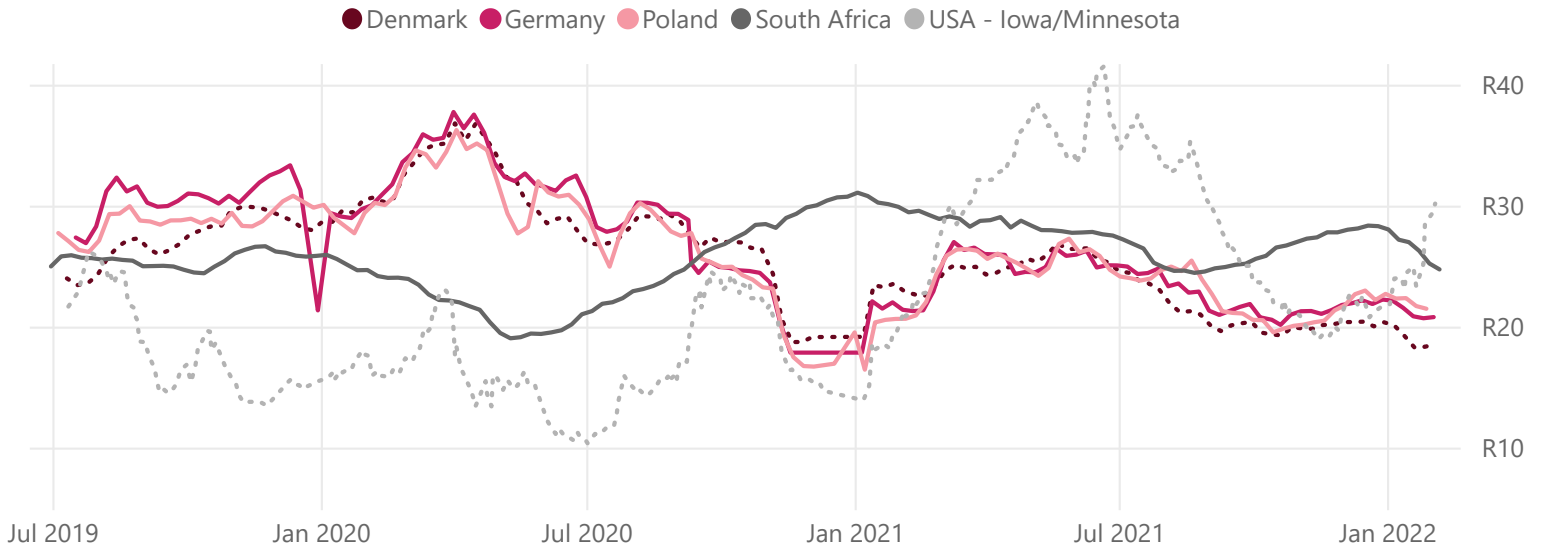
Latest Available Monthly SLAUGHTERS (Number of Animals)



International & Domestic Carcass Prices

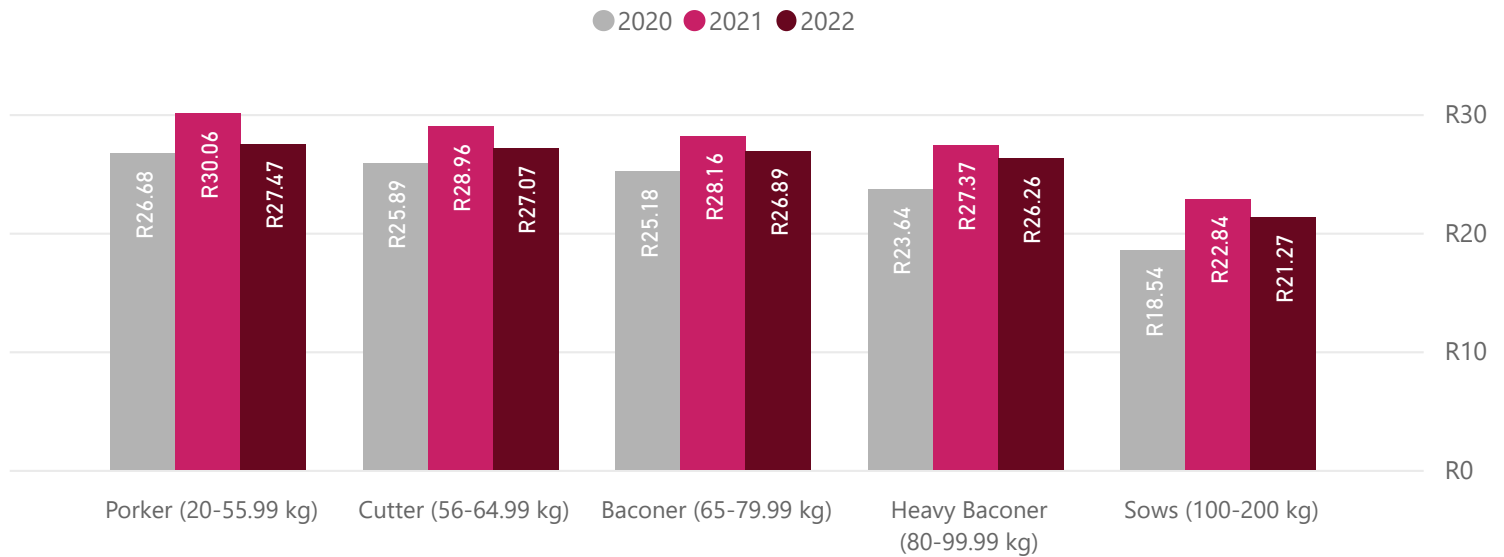
February 2022 - Week 5

Daily Average INTERNATIONAL vs DOMESTIC Carcass Prices (R/kg)

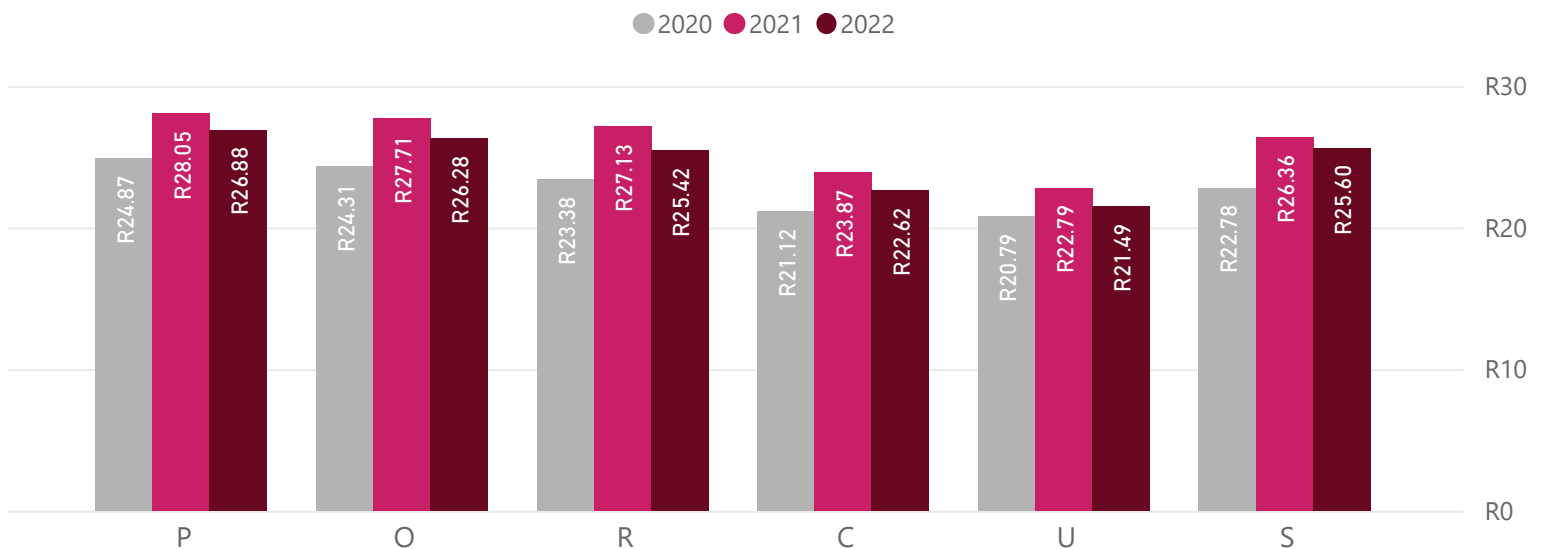


International prices are based on various weighted average price calculations per classification and/or class, market and country and serves as an indication of international prices converted into a Rand/kg price.

Annual Average Abattoir PURCHASE Price per Category (R/kg) (Nominal)



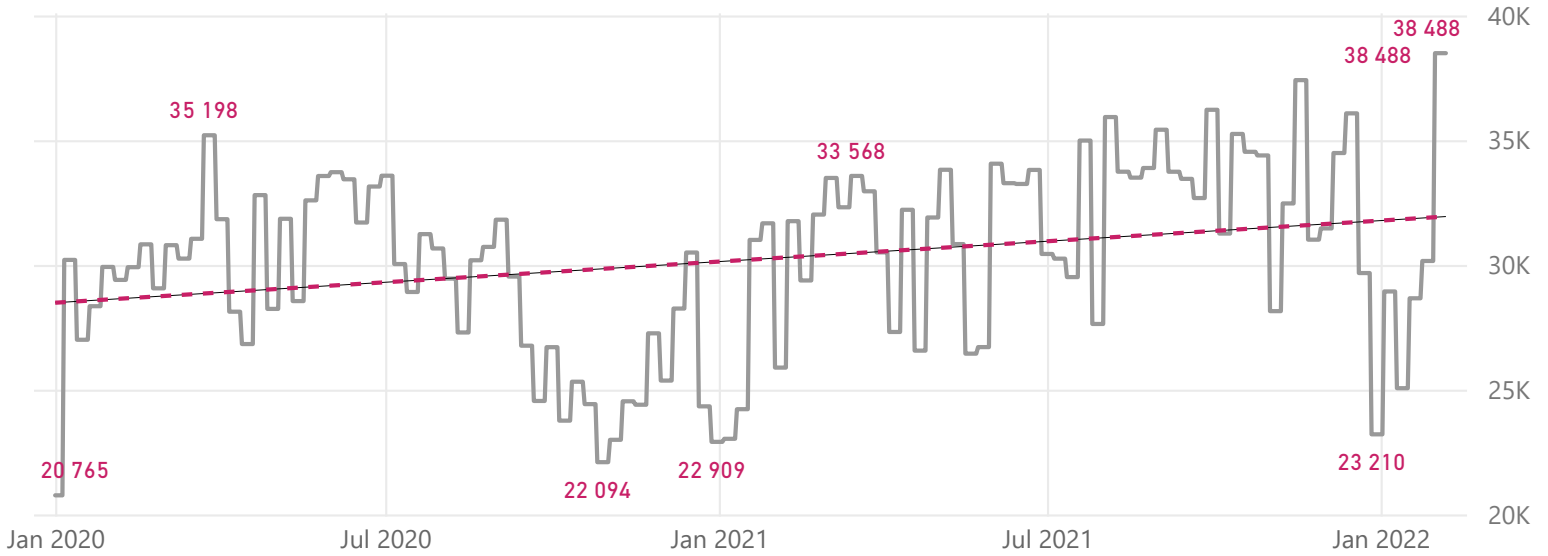
Annual Average Abattoir PURCHASE Price per Class (R/kg) (Nominal)



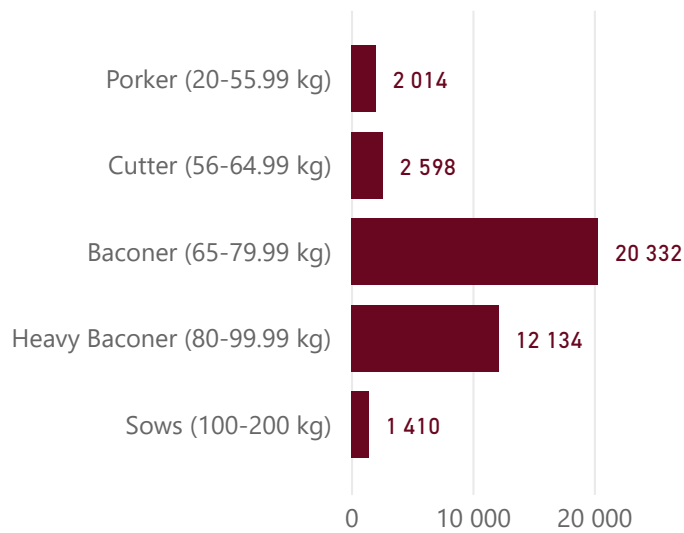
South African Domestic Carcass Prices

February 2022 - Week 5

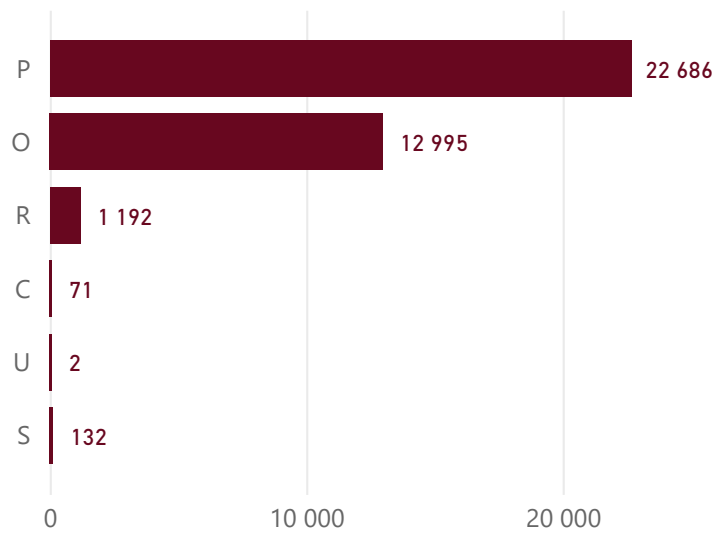
QUANTITY: Number of Animals Sampled (All Categories Inclusive)



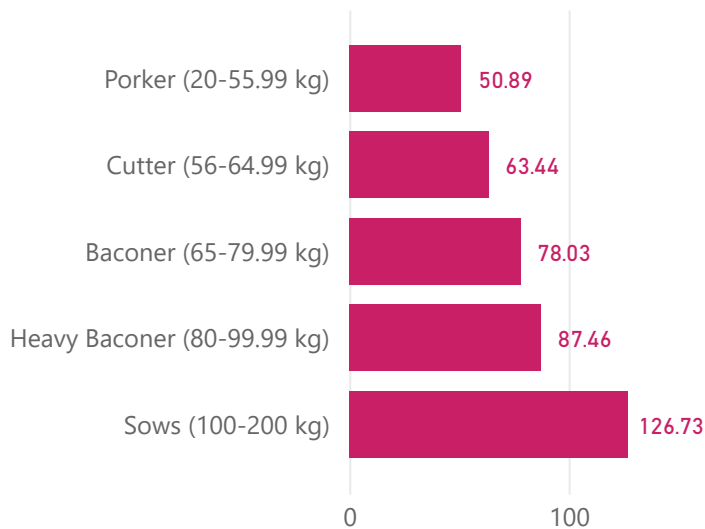
QUANTITY: Latest Animals per Category



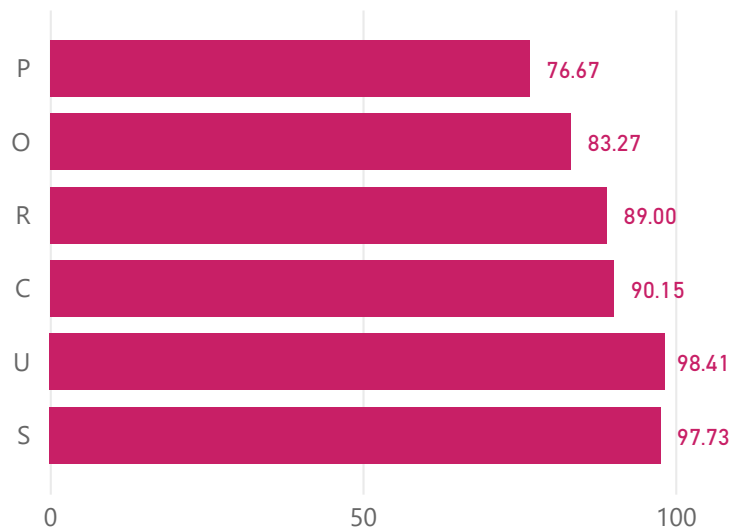
QUANTITY: Latest Animals per Class (All Categories Incl.)



MASS: Latest Average Weight per Category (kg)



MASS: Latest Ave Weight per Class (kg) (All Categories Incl.)



SAPPO Carcass Price Report

More Information

Important Notes:

Domestic Carcass Prices are weighted averaged Abattoir Purchase Prices per category and/or class.

Purchase Prices are the chilled carcass mass, including the fifth quarter as paid to feedlots or farmers. The Carcass Purchase Price excludes Value Added Tax (VAT), transportation and commission.

Weighted Average Abattoir Purchase Price takes the number (units) and average weights of the animals into consideration.

Nominal Carcass Prices = Abattoir Purchasing Prices that is not adjusted for inflation.

Consumer Price Index (CPI) indicate the percentage change in prices levels compared to a base year (i.e. Dec 2016=100) i.e. inflation.

Real Carcass Price = Nominal Carcass Price / Consumer Price Index.

Profitability Price to Yellow Maize Ratio = Average Abattoir Purchasing Price (R/kg) / SAFEX Yellow Maize Price (R/kg).

Due to feed being such a significant cost component, the higher the SAFEX Yellow Maize Price in relation to the Purchasing Price, the lower the Profitability Ratio, indicating lower profitability. The opposite holds true for a decrease in the SAFEX Yellow Maize Price.

International prices are based on various weighted average price calculations per classification and/or class, market and country and serves as an indication of international prices converted into a Rand/kg price. **Denmark's** price quotations are weighted average per warm kg of slaughtered (settlement) weight which is converted into cold slaughtered weight, excluding edible offal. **Germany's** final price is based on the muscle-to-bacon ratio, slaughter weight and meat percentage. The **USA - Iowa/Minnesota** price is a purchase matrix based on both fat and muscle measurements for a 200 lb carcass base. **South Africa's** carcass prices are a weighted averaged abattoir purchasing price calculated per category and class.

For more information:

Register for free on the World of Pork at: www.worldofpork.com

Please send any queries to: info@worldofpork.com

Data is sourced from the Red Meat Abattoir Association (RMAA), Pig333.com, Statistics South Africa (Stats SA), AgriBase Commodities, and the Red Meat Levy Administrators (RMLA).

© 2022. Published by the South African Pork Producers' Organisation (SAPPO).

Disclaimer:

The information provided by SAPPO is for general informational purposes. All information in this document is provided in good faith, however we make no representation or warranty of any kind, express or implied, regarding the accuracy, adequacy, validity, reliability, availability or completeness of any information contained in this document for any purpose.

